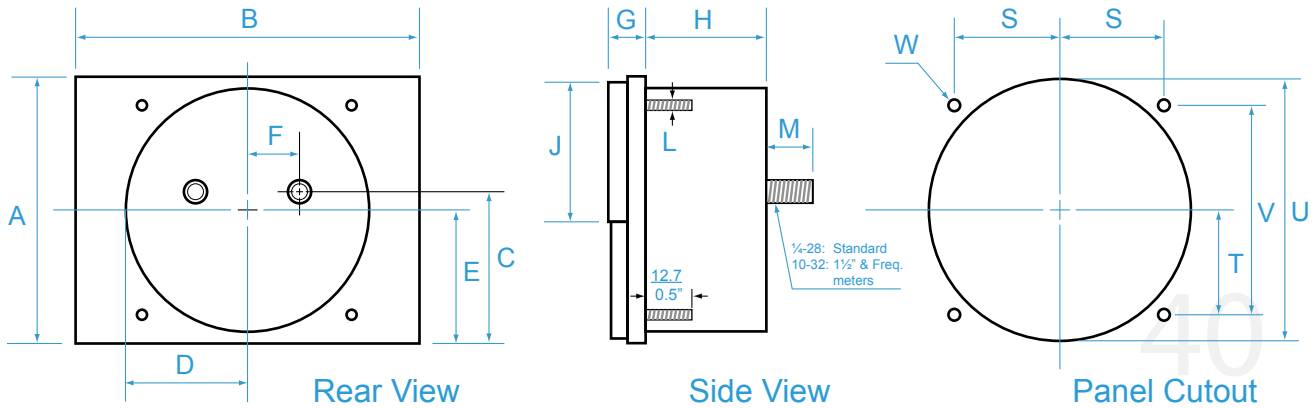


Mechanical Drawings

SURFACE MOUNT

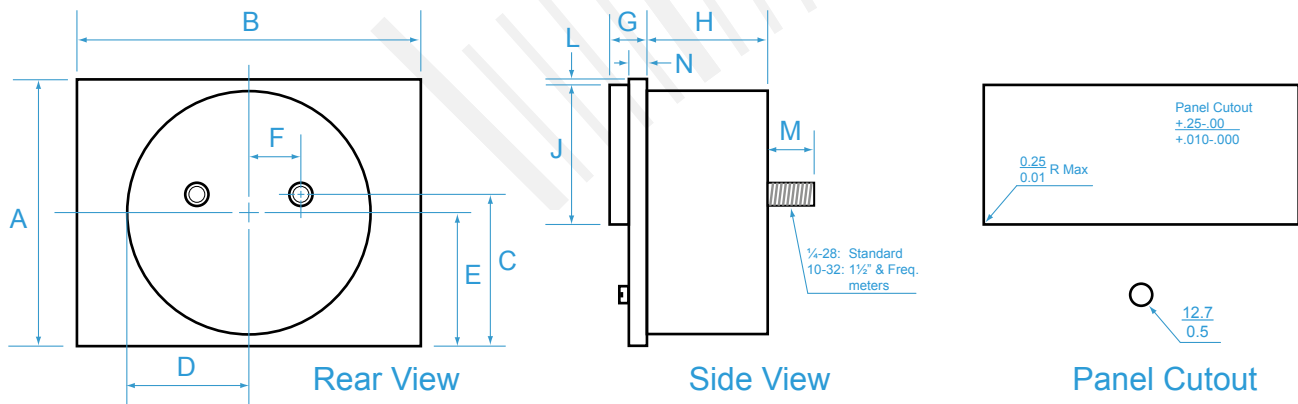
Unit: mm/inches



		A	B	C	D	E	F	G	H	J	L	M	S	T	U	V	W
1.5	mm	44.5	58.9	25.1	19.3	21.1	12.2	8.6	33.0	22.1		6.4	16.8	16.8	39.4	33.3	3.2
	in	1.75	2.24	0.99	0.76	0.83	0.48	0.34	1.30	0.87	4-40	0.25	0.66	0.66	1.55	1.31	0.125
2.5	mm	57.7	75.9	33.8	27.2	28.7	14.2	10.2	33.0	31.5		12.7	23.9	23.9	56.4	47.8	3.2
	in	2.27	2.99	1.33	1.07	1.13	0.56	0.40	1.30	1.24	4-40	0.50	0.94	0.94	2.22	1.88	0.125
3.5	mm	72.9	94.0	36.6	33.8	36.6	14.2	10.4	33.0	39.4		12.7	28.4	28.4	71.6	57.2	3.2
	in	2.87	3.70	1.44	1.33	1.44	0.56	0.41	1.30	1.55	4-40	0.05	1.12	1.12	2.82	2.25	0.125
4.5	mm	100.6	129.5	44.2	33.8	44.2	14.2	12.9	33.0	55.9		12.7	50.8	39.1	71.6	90.4	3.8
	in	3.96	5.10	1.74	1.33	1.74	0.56	0.51	1.30	2.20	6-32	0.50	2.00	1.54	2.82	3.56	0.15
5.5	mm	113.8	148.6	41.9	33.8	41.96	14.2	14.0	33.0	63.5		12.7	66.8	21.6	71.6	76.2	3.8
	in	4.48	5.85	1.65	1.33	1.65	0.56	0.55	1.30	2.50	6-32	0.50	2.63	0.85	2.82	3.00	0.15

Tolerance +0.25mm/+0.01"

WINDOW MOUNT

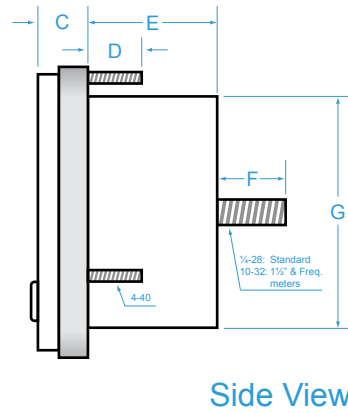
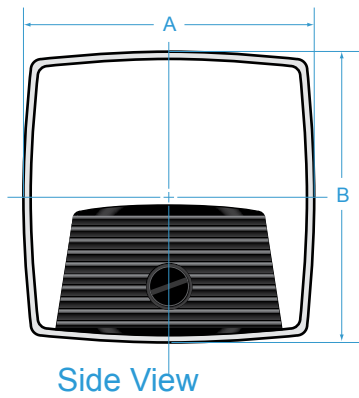


		A	B	C	D	E	F	G	H	J	L	M	N	X	Y	Z
1.5	mm	45.0	57.4	24.9	19.3	20.8	12.2	7.0	33.0	23.5	1.5	6.4	3.7	54.6	23.7	13.6
	in	1.77	2.26	0.94	0.76	0.82	0.48	0.28	1.30	0.92	0.06	0.25	0.15	2.15	0.935	0.535
2.5	mm	58.2	76.5	34.3	26.9	29.2	14.2	7.5	33.0	32.0	1.5	12.7	3.7	73.7	32.3	16.1
	in	2.29	3.01	1.35	1.06	1.15	0.56	0.3	1.30	1.26	0.06	0.50	0.15	2.90	1.27	0.633
3.5	mm	79.7	94.7	36.8	33.8	36.8	14.2	8.1	33.0	40.3	1.8	12.7	3.7	91.7	40.5	20.4
	in	2.90	3.73	1.45	1.33	1.45	0.56	0.32	1.30	1.585	0.07	0.50	0.15	3.61	1.595	0.804
4.5	mm	103.1	131.6	45.5	33.8	45.5	14.2	9.4	33.0	59.3	2.3	12.7	3.7	127.5	59.6	21.7
	in	4.06	5.18	1.79	1.33	1.79	0.56	0.37	1.30	2.34	0.09	0.50	0.15	5.02	2.345	0.856
5.5	mm	116.8	151.6	41.9	33.8	41.9	14.2	9.4	33.0	65.6	2.5	12.7	3.7	146.8	65.8	23.5
	in	4.60	5.97	1.65	1.33	1.65	0.56	0.37	1.30	2.583	0.10	0.50	0.15	5.78	2.59	1.278

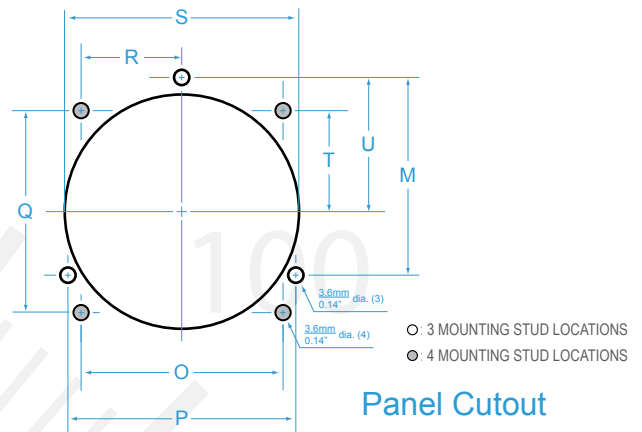
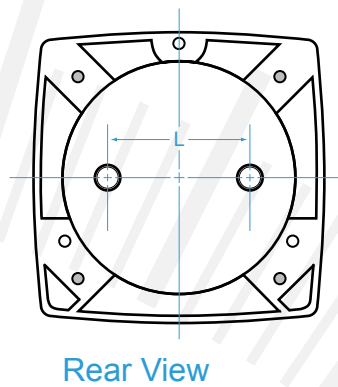
Tolerance +0.25mm/+0.01"

Mechanical Drawings

PANEL BOARD



Unit: mm/inches

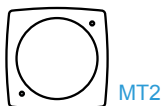


		A	B	C	D	E	F	G	L	M	O	P	Q	R	S	T	U
1.5	mm	44.7	44.7	12.7	12.7	24.4	9.70	38.1	19.0		33.3		33.3	16.7	38.8	16.7	
	in	1.76	1.76	0.50	0.50	0.95	0.38	1.50	0.75		1.312		1.312	0.656	1.53	0.656	
2.5	mm	68.3	68.3	12.7	12.7	30.0	17.0	54.6	33.47	46.5	47.5	53.6	47.5	23.75	55.1	23.75	31.0
	in	2.69	2.69	0.50	0.50	1.18	0.67	2.15	1.318	1.829	1.87	2.112	1.87	0.935	2.17	0.935	1.219
3.5	mm	88.9	88.9	12.7	12.7	30.7	17.0	68.6	33.47	60.27	57.0	69.6	57.0	28.5	69.1	28.5	40.2
	in	3.50	3.50	0.50	0.50	1.21	0.67	2.70	1.318	2.373	2.244	2.74	2.244	1.122	2.72	1.122	1.582
4.5	mm	123.2	112.0	12.7	12.7	30.7	17.0	68.6	33.47		101.6		90.47	50.8	29.1	51.58	
	in	4.85	4.41	0.50	0.50	1.21	0.67	2.70	1.318		4.00		3.562	2.00	2.72	2.031	

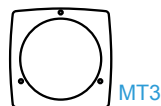
Tolerance +0.25mm/+0.01"

Mounting Studs:

PB 1"
2 Studs



PB 2" & 3"
3 Standard
(4 Optional)



PB 4"
4 Studs

